

# Student Center

## View an Unofficial Transcript

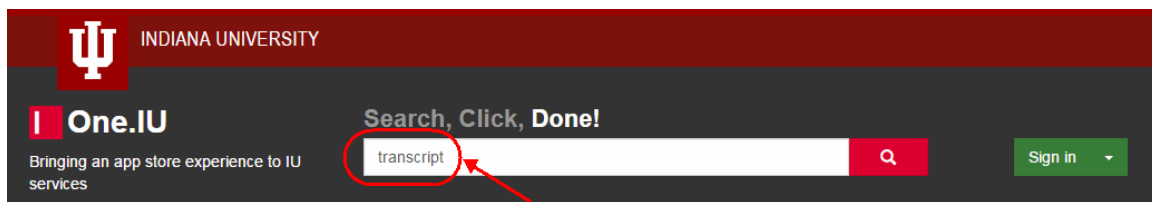
### Overview

These steps will enable you to obtain/view an unofficial transcript. You can use this to review your record before purchasing an official transcript.

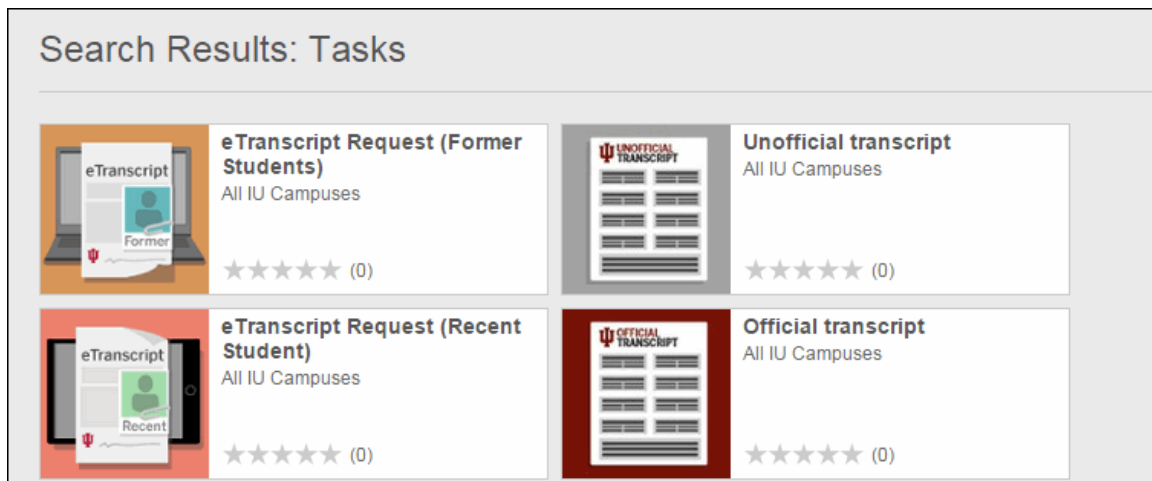
### Steps

#### Obtain/View a Transcript

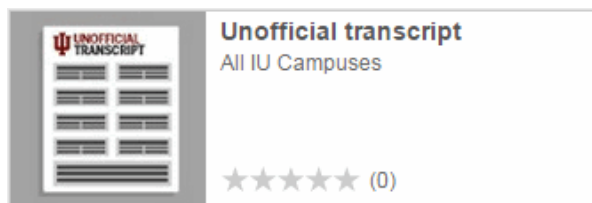
1. Navigate to: [one.iu.edu](http://one.iu.edu)



2. In the **Search** box, type "*transcript*" and press the **ENTER** key. The search results will display several icons.



3. Click the **Unofficial transcript** icon. (You will need to log in if you haven't done so already.)



The *View Unofficial Transcript* page will display.

# Student Center

## View an Unofficial Transcript

[Go to Bottom](#) Student Center

[Search for Classes](#) [Academic Planning](#) [My Academics & Grades](#)

### View Unofficial Transcript

Choose an institution and report type and press View Report

**\*\*this process may take a few minutes to complete. please do not press any other buttons or links while processing is taking place\*\***

Academic Institution: IUPUI  
Report Type: Unofficial/All Career  
[view report](#)

**Information For Students**  
Select the Academic Institution (campus) you are currently attending or where you last attended. There are two available Report Types: Unofficial/All Career will display your Student Unofficial Transcript for all careers (Undergraduate, Graduate, Law, etc.) in which you have enrolled at Indiana University. Unofficial/Cur Enrl/All Career will display your Student Unofficial Transcript and also include your current classes.

Note: Remember this is an "unofficial" transcript. Verification of converted enrollment and grades to the new Student Information System is ongoing.

Understanding Transcript Statistics: Term and cumulative IU Summary statistics throughout the transcript are based on University-wide rules (all X'd grades are honored for exclusion from the GPA, all other coursework/grades are included in the statistics, even if repeated, etc.).

At the end of the transcript, you will also see a Student Program Summary. These statistics are calculated according to the rules of your current program (whether X'd grades are honored for exclusion from the GPA, whether courses may be repeated for credit, etc.). Since these statistics may be calculated based on different rules, your Student Program Hours Earned and GPA may be different from your IU Hours Earned and GPA.

[Search For Classes](#) [Academic Planning](#) [My Academics & Grades](#)

Student Center [Go to Top](#)

4. Select the **Academic Institution** (campus) from the drop down list.
5. Select the **Report Type** from the drop down list.
6. Click [view report](#). Your unofficial transcript will display.