

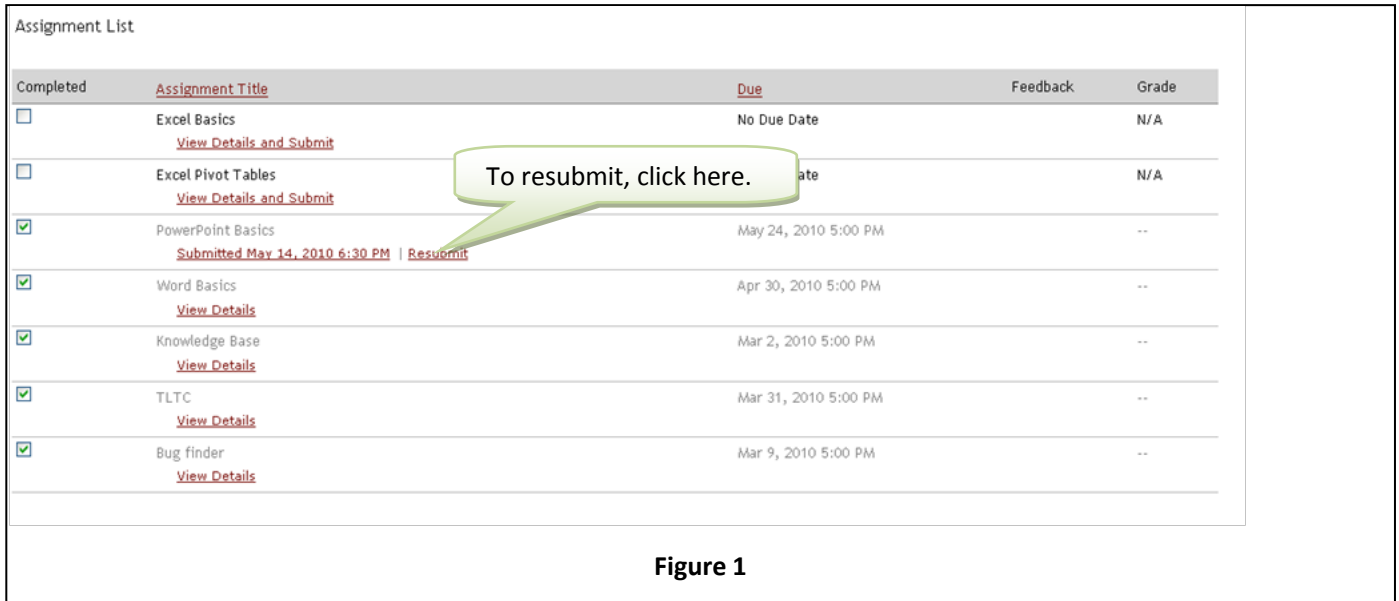
Oncourse CL: Assignments 2, Viewing Feedback & Resubmitting Assignments

Students can resubmit an assignment using the Assignments 2 tool.

Viewing Instructor Feedback

In **Assignment Beta**, instructors can grade an assignment with or without returning it to you. In addition to grading, instructors have the option to provide feedback (once or multiple times) on assignments that have already been submitted and allow students to resubmit assignments multiple times.

1. From the tools on the left, **Click Assignments 2**, you will see a list of assignments

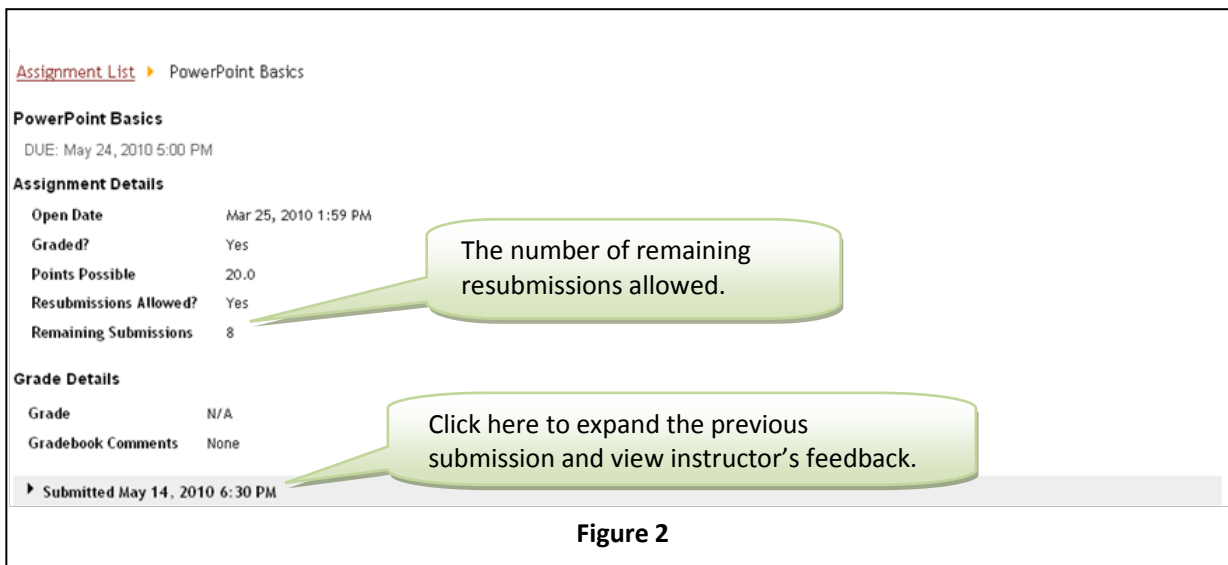


Completed	Assignment Title	Due	Feedback	Grade
<input type="checkbox"/>	Excel Basics View Details and Submit	No Due Date		N/A
<input type="checkbox"/>	Excel Pivot Tables View Details and Submit	Late		N/A
<input checked="" type="checkbox"/>	PowerPoint Basics Submitted May 14, 2010 6:30 PM Resubmit	May 24, 2010 5:00 PM		--
<input checked="" type="checkbox"/>	Word Basics View Details	Apr 30, 2010 5:00 PM		--
<input checked="" type="checkbox"/>	Knowledge Base View Details	Mar 2, 2010 5:00 PM		--
<input checked="" type="checkbox"/>	TLTC View Details	Mar 31, 2010 5:00 PM		--
<input checked="" type="checkbox"/>	Bug finder View Details	Mar 9, 2010 5:00 PM		--

Figure 1

Note: On the **Assignment List** screen, a checkmark under the **Completed** column displays a completion status.

2. To resubmit a particular assignment, under the title of that assignment, **Click Resubmit**, as shown in **Figure 1**.
Note: Once the assignment is past due, its **Due** date will be marked by a **(Late)** note as shown in **Figure 1**.



Assignment List ▶ PowerPoint Basics

PowerPoint Basics
DUE: May 24, 2010 5:00 PM

Assignment Details

Open Date	Mar 25, 2010 1:59 PM
Graded?	Yes
Points Possible	20.0
Resubmissions Allowed?	Yes
Remaining Submissions	8

Grade Details

Grade	N/A
Gradebook Comments	None

▶ Submitted May 14, 2010 6:30 PM

Figure 2

3. The screen displays the assignment's details at the top, including the resubmission permission, as shown in **Figure 2**.
4. Under **Previous Submissions**, **Click the earlier submission** with a heading format "**Submitted Month Day, Year Time**". For example, **Submitted Feb 26, 2010 9:36 PM**, as shown in **Figure 2**.
Note: The older submissions are collapsed below the last submission with headings in the same format as above.
5. You will see the **Instructor Feedback** under your previous submission, as shown in **Figure 3**.

6. Optionally, to view any instructor provided attachments (if available), **Click the attachment name** under **Feedback Attachments**.

Submission Text (Instructor comments may be included)

Please answer the following questions:

1. When was the new version of PowerPoint released?

Microsoft released the new version of PowerPoint in 2007.


2. What are a couple of it's new features?

It includes Groove, a collaborative software application. Office 2007 contains a number of new features, the most notable of which is the entirely new graphical user interface called the User Interface also referred to as the Ribbon.

3. Write a short paragraph on how to "pack" a PPT presentation.

To be able to pack a PPT you need to click on the Microsoft orb...once you do this you scroll down on the menu that just popped out and you click package. Once you do so a window will appear asking you to name to package as well as where you would like to store it (Cd, USB, on the computer...) etc. You select the destination and click save. Make sure that this folder is intact when transporting it to another computer. Any files that are deleted or moved will affect the presentation. As always, it is good practice to test the PPT before the presentation to make sure that all of the components work without a glitch. Also, having a .pdf version of the powerpoint is smart as it can avoid any problems if the receiving computer does not work.

Submitted Attachments

 [PowerPoint Basics Practice.pptx](#) (29 KB)


Instructor Feedback

Hi Art,

Good job with questions 1 and 2. However, question 3 needs re-working as it's incorrect. Please take a look at the instructions in the attachments and resubmit.

Prof. Jones

Feedback Attachments

 [Additional Instructions for Question 3.docx](#) (10 KB)

Instructions

Please answer the following questions:

1. When was the new version of PowerPoint released?
2. What are a couple of it's new features?
3. Write a short paragraph on how to "pack" a PPT presentation.

Figure 3

Resubmitting the Assignment

The rest of the process of resubmitting an assignment is identical to submitting an assignment. For more help see sections for **Using the Text Box**, **Adding Attachments** and **Submitting the Assignment** in [Assignments 2](#), [Completing an Assignment](#).